

FOR LEASE

SHELBY TOWN CENTER

14135 HALL ROAD, SHELBY TOWNSHIP, MI

**HALL ROAD
PREMIER LOCATION**
15,000 SF AVAILABLE

- Across from Lakeside Mall
- Plentiful Parking
- Great Access: I-75 & I-94

Join National Tenants
Marshalls/HomeGoods,
JoAnn Fabrics, Barnes &
Noble in stores with
Outstanding Performance



TRAFFIC COUNTS

Hall Rd Total	181,626
EB Hall Rd, East Of Schoenherr	95,506
WB Hall Rd, East of Schoenherr	86,120



**CENTER
MANAGEMENT**
248.540.9999
info@center360.net

Demographics	1 Mile	3 Miles	5 Miles
Population	10,624	104,742	251,560
Households	5,287	43,372	98,531
Ave. HH Income	\$62,489	\$76,891	\$83,269

FOR LEASE
SHELBY TOWN CENTER
14135 HALL ROAD, SHELBY TOWNSHIP, MI



CENTER
MANAGEMENT
248.540.9999
info@center360.net

project

Shelby Town Center

Shelby Town Center
Shelby Township, MI



33000 TELEGRAPH ROAD
SUITE 200
BIRMINGHAM, ALABAMA 35244
PH 205.843.1700 FX 205.843.1770
www.rogvoynyc.com

drawing

Conceptual Site Plan

DO NOT SCALE DRAWING
Issue date: 10 NOV, 10
drawn: KS
checked: MD
approved: MD


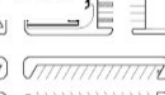
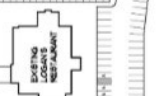
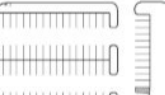
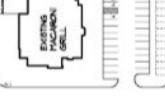
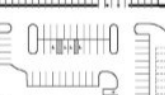
file number: 99150
sheet:

AVAILABLE
15,000



fabric and craft stores
JO-ANN

ASHLEY



HALL ROAD



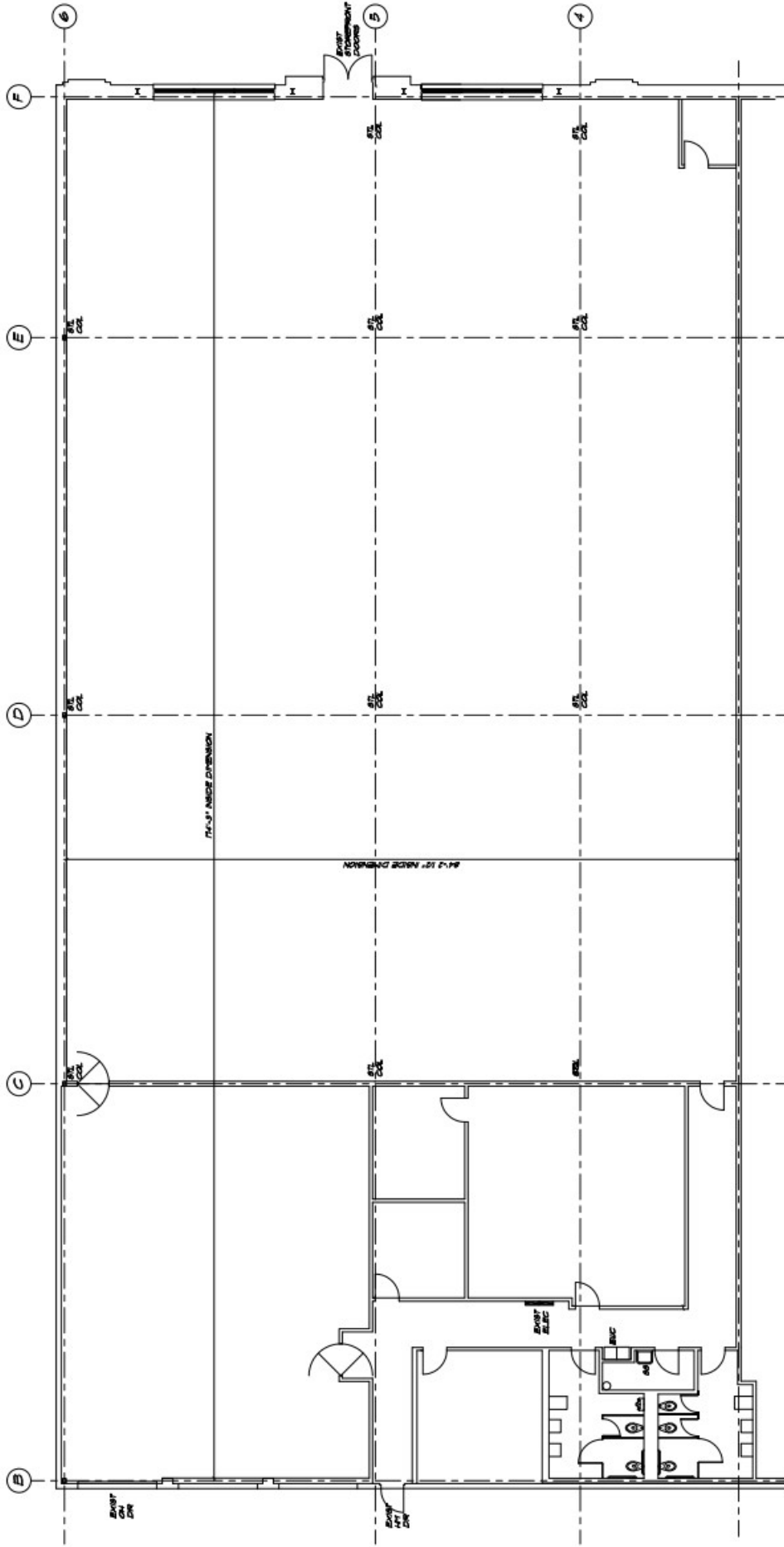
SHELBY TOWN CENTER
14135 Hall Road, Shelby Township, MI
Center Management 248.540.9999 info@center360.net

SHELBY TOWN CENTER
14135 Hall Road, Shelby Township, MI



Center Management
248.540.9999
info@center360.net
www.Center360.net

SHELBY TOWN CENTER
14135 Hall Road, Shelby Township, MI



FLOOR PLAN
24 X 36 DRAWING SCALE: 1/8" = 1'-0"

Center Management
248.540.9999
info@center360.net
www.Center360.net